



"Freedom is never dear at any price. It is the breath of life. What would a man not pay for living"
- Mahatama Gandhi.

HELLO !

BY TEAM TREZLOR

People influence people. Nothing influences people more than a recommendation from a trusted friend.

-Mark Zuckerberg

By now, all of you must have seen the pop-up on your POS about the Trezlor Referral Program, we are very excited to share the overwhelming response that we have received. We also know that despite having a busy schedule, every one of you made this program a success. It feels good to operate with a team & partners who are always ready to collaborate.

Seeing these tremendous referrals, Trezlor management has planned to continue this program for another month to commemorate our Independence day.

Again, Thanks to everyone for your continued support and
HAPPY INDEPENDENCE DAY.



GOOD TO KNOW
NEWSLETTER

TABLE OF CONTENTS

Hello ! TrezKnow

New Features - This Month

Future Enhancements

Useful Links

Steps to renew subscription and SMS
Campaign Payments

NEW FEATURES - THIS MONTH

- Added fields to reflect staff names and their percentage contribution for each item row in the Detailed Revenue Report.
- Define center to be GST exempt.
- Aligned the billing screens to reflect only relevant fields, especially for GST exempt centers.
- Update the Billing API to now reflect refund data as well.
- Enabled option for Managers to edit the Payment types after the invoices have been closed.
- Adjusted Managers profile to have - View-only access to all functionalities in the Marketing module.
- Revised the invoice email format to better comply to more browsers and email applications.

Products	URL Format
POS Application	<a href="http://web.trezlor.com/<orgid>">web.trezlor.com/<orgid>
Owner WebApp	<a href="http://owner.trezlor.com/<orgid>">owner.trezlor.com/<orgid>
Client WebApp	<a href="http://client.trezlor.com/<orgid>">client.trezlor.com/<orgid>
Staff WebApp	<a href="http://staff.trezlor.com/<orgid>">staff.trezlor.com/<orgid>

For Example:	
Geetanjali Salon URLs	Geetanjali Studio URLs
web.trezlor.com/gt	web.trezlor.com/gts
owner.trezlor.com/gt	owner.trezlor.com/gts
client.trezlor.com/gt	client.trezlor.com/gts
staff.trezlor.com/gt	staff.trezlor.com/gts

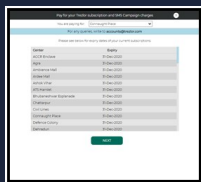
FUTURE ENHANCEMENTS

- Center setting to allow for tax inclusive pricing in the Billing module.
- Include "BharatPay" as an additional payment method.
- Future appointments in the Appointments module.
- Enabling NO-GST centers.

HOW TO REACH US

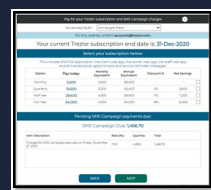
Support - connect@trezor.com
 Finance - accounts@trezor.com
 Sales - sales@trezor.com
 Social Media: [social@trezor.com](https://social.trezlor.com)
 Our Website: www.trezlor.com

STEPS FOR SUBSCRIPTION & SMS CAMPAIGN PAYMENTS



1. Upon clicking the message on the home screen, you may view the list of salons with their subscription expiry dates*.
2. You need to select a salon name from the drop down box and click next

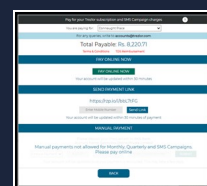
1. You can choose the preferred payment plan.
2. You will note that any additional charges, such as SMS Campaigns executed in the past are appearing here and will be automatically included in the final invoice and click next



1. This screen summarizes the total charges including tax %.
2. You may print this view and use it for reference for internal approvals.
3. Please note that a GST invoices will be provided within 7 working days of payment receipt.

Payment Modes

1. Pay online
2. Send a payment link to a mobile phone
3. Cheque#
4. Deposit in Bank#



OUR BANK DETAILS

Our accounts team would like to remind you that we have changed our banking partner, and you are requested to update your records with the following:

Bank: HDFC Bank
 Account Name: Trezor
 Account Number: 50200055116425
 Account Type: Current
 IFSC Code: HDFC0001345
 Bank Branch: S-17 Green Park Ext., New Delhi -110016

For any additional information or clarification on Finance related points, please write to us at accountsetrezlor.com

*Users with role profiles of "Owner", "Accountant", "Finance", "Regional Manager" will be able to view the Next button to proceed to step 2 of payment.
 # Both options above require a user to key in the details of the deposit / cheque on the screen itself.

WE WISH YOU AND YOUR LOVED ONES HEALTH, WEALTH, AND HAPPINESS.